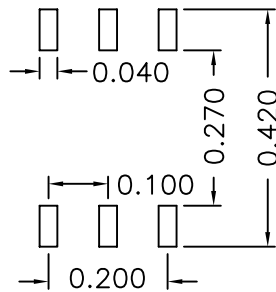
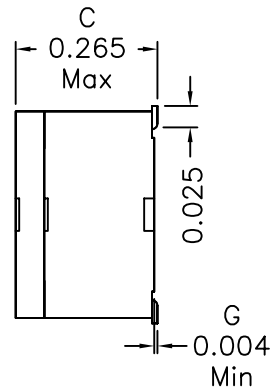
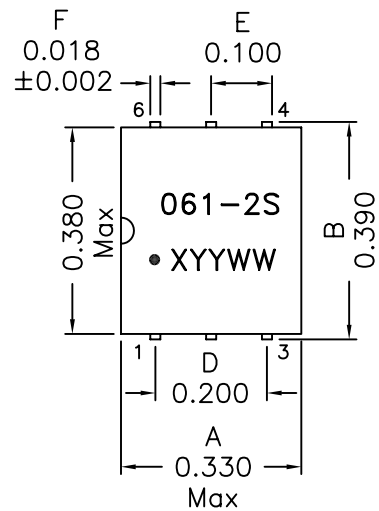


1. Mechanical Dimensions:

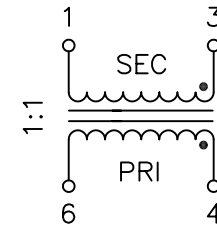


SUGGESTED PCB LAYOUT

Notes:

1. Solderability: Leads shall meet MIL-STD-202G, Method 208H for solderability.
2. Flammability: UL94V-0
3. ASTM oxygen index: > 28%
4. Insulation System: Class F 155°C. UL file E151556
5. Operating Temperature Range: All listed parameters are to be within tolerance from -40°C to +85°C
6. Storage Temperature Range: -55°C to +125°C
7. Aqueous wash compatible
8. SMD Lead Coplanarity: $\pm 0.004'' (0.102\text{mm})$
9. Electrical and mechanical specifications 100% tested
10. RoHS Compliant Component

2. Schematic:



3. Electrical Specifications: @25°C

- OCL: Pins 4-6 40uH Min @100KHz 50mV
 Q: Pins 4-6 8 Min @10KHz 50mV
 PRI LL: 0.1uH Max @100KHz 50mV, Short SEC
 TURNS RATIO: Pins (4-6):(3-1)=1:1±2%
 ISOLATION: 1500Vac, Wdg to Wdg

DOC REV: B/1

XFMRs Inc www.XFMRS.com	Title: T3/DS3/E3/STS-1 TRANSFORMERS		
	UNLESS OTHERWISE SPECIFIED TOLERANCES: .xxx ±0.010 Dimensions in INCH	P/N: XF04061-2S	REV. B
SHEET 1 OF 1	DWN.	Mei Chen	Aug-30-11
	APP.	YK Liao	Aug-30-11